

## New Guidance

Following updates to Government guidance announced on 22nd September 2020, changes to netball activity need to be made. The particular focus of this update is around indoor venues and any netball organisers should ensure they are aware of the most up to date guidance. All other guidance remains unchanged and should continue to be adhered to. This latest guidance may mean that previous plans that Netball organisers had put in place do need to be reviewed and updated. The Risk Assessment and Risk mitigation plans should document any updates to plans and operational procedures.

### Changes to guidance for use of indoor guidance 24th September 2020

- Matches for those aged 18 years and above, can only take place outdoors

**Indoor and Outdoor venues** – updated guidance Changes have been made to this guidance and there are now differences between those under 18 and those 18 and over around what netball activity can take place indoors and outdoors.

- Netball activities for those aged under 18 and disabled people remains unchanged, and both training and matches can take place indoors and outdoors providing the Re-start Guidance is followed in full.
- The total group size should not exceed 30 people on a netball court including coaches, officials and volunteers, both indoors and outdoors.
- All netball activities (training activities and matches) remain unchanged if run outdoors providing this Re-start guidance is followed in full and the rule modifications are adhered to.
- Any training activities that run indoors for those aged 18 years and above can only take place if players are organised in discrete groups of no more than 6 ('bubbles'). The bubbles must not mix within the training session and there must be sufficient space to ensure the groups do not come within close contact of one another.
- As per normal practice, a lead coach must be able to oversee the activities and can make use of an assistant to help in this scenario.
- Areas for each bubble to participate within should be clearly marked with cones, spots, throw down lines or other non-slip equipment (this equipment should be sanitised at beginning and end of session) see end of update re court allocation of a bubble

This summary table below provides further clarification;

|                      | U18 training session | U18 match | Training with mix of U18 & 18yrs+ | Matches with mix of U18 and 18yrs+ | 18yrs + training | 18 yrs + matches |
|----------------------|----------------------|-----------|-----------------------------------|------------------------------------|------------------|------------------|
| <b>Indoor Court</b>  | ✓                    | ✓         | In bubbles of 6                   | X                                  | In bubbles of 6  | X                |
| <b>Outdoor Court</b> | ✓                    | ✓         | ✓                                 | ✓                                  | ✓                | ✓                |

Bibs: Bibs must not be shared during netball activity

BEFORE ACTIVITY - The Government on occasions updates their guidance. Covid Officers should reference [www.gov.uk](http://www.gov.uk) to ensure most up to date guidance is understood.

Venues-

Guidance: • It is important to select an appropriate venue. Indoor venues are higher risks and have additional restrictions. Outdoor venues are preferred but indoor venues are acceptable providing the users and the activity are in line with details known.

- If using an indoor venue for activity involving those aged 18 and above, bubbles must not mix at any point. Signage may be required, and the use of cones, spots or non-slip throw down lines should define the allocated area for each bubble

Parents of junior players and spectators must be restricted to discrete six person groups and be spread out. Government guidance must be maintained by all spectators. Spectators should be discouraged unless necessary for young people with specific needs.

| What needs to be completed?  | Club/ league | COVID Officer | Coach | Officials | Players | Parents/Spectators |
|--|--------------|---------------|-------|-----------|---------|--------------------|
| Select suitable venue  | ✓            | ✓             |       |           |         |                    |
| If appropriate obtain details of ventilation levels from venue operator                                |              | ✓             |       |           |         |                    |
| Obtain venue risk assessment   | ✓            |               |       |           |         |                    |
| Determine with venue operator any additional requirements  | ✓            | ✓             |       |           |         |                    |
| Identify flow of members within the venue and identify any signage/ directional arrows that are needed |              | ✓             |       |           |         |                    |
| Ensure familiarity with venue operational procedures and risk assessment                               | ✓            |               | ✓     | ✓         | ✓       |                    |

We can use a co2 monitor to check ventilation requirements has to be under 800 – on Amazon for around £15

Netball organisers must operate a Test & Trace system. Some venue operators by law have to insist on clubs/ leagues using the Test & Trace function within the Government COVID-19 app.

Clubs/league organisers do not need to operate two Test & Trace systems but if using Government COVID-19 app, a register of attendance should be maintained for all members.

## What needs to be completed?

|   | Club/ league | COVID Officer | Coach | Officials | Players | Parents/Spectators |
|---|--------------|---------------|-------|-----------|---------|--------------------|
| Do not travel to any netball activity with symptoms   | ✓            | ✓             | ✓     | ✓         | ✓       | ✓                  |
| Complete Health screening upon arrival  | ✓            | ✓             | ✓     | ✓         | ✓       |                    |
| Test & trace system in operation  | ✓            | ✓             | ✓     | ✓         | ✓       | ✓                  |
| Travel guidance adhered to  | ✓            | ✓             | ✓     | ✓         | ✓       | ✓                  |
| 'Opt in' information circulated to all  | ✓            | ✓             |       |           |         |                    |
| Understand Personal Risk Assessments and ensure comfortable to participate by confirming 'opt-in'         |              |               | ✓     | ✓         | ✓       |                    |
| Ensure session content is suitable to help players return to netball safely and minimise risk of injuries |              |               | ✓     |           |         |                    |

## DURING ACTIVITY

Guidance (indoor venues):

If using an indoor venue, particular attention should be paid to ensuring the activity is suitable and in line with the information of this guidance.

- If participants are aged 18 and above, matches are not possible to be played indoors. Training activities should be enjoyed in discrete groups of no more than 6 (bubbles).
- Bubbles must not mix at all including the entry, exit and during the session
- Coaches, officials, volunteers are a bubble

Coaches, officials, volunteers, and the team bench are not required to wear a face covering indoors or outdoors. It is however strongly encouraged where possible and practical. Social distancing must be observed throughout, including whilst arriving and departing any netball activity.

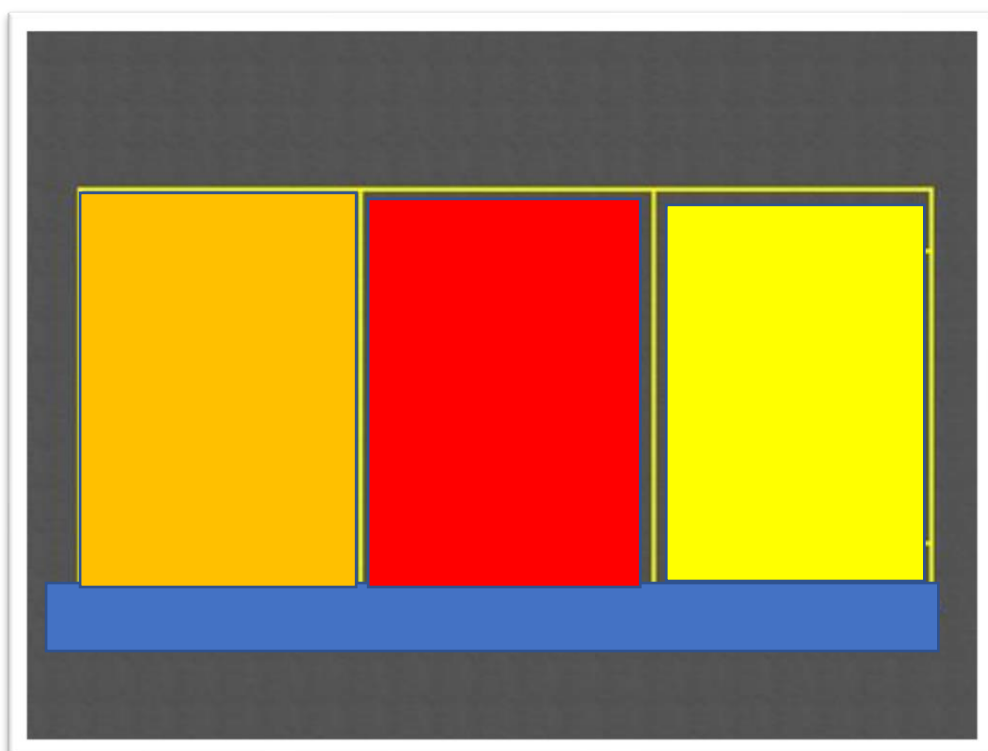
- First aiders should wear a face covering when dealing with an injured or unwell participant

## What needs to be completed?


|  | Club/ league | COVID Officer | Coach | Officials | Players | Parents/Spectators |
|--|--------------|---------------|-------|-----------|---------|--------------------|
| Communicate reminders about not attending with COVID-19 symptoms                 | ✓            | ✓             | ✓     |           |         |                    |
| Arrival timings and processes to be followed in full                             | ✓            | ✓             | ✓     | ✓         | ✓       | ✓                  |
| Establish registration process & associated traffic flow                         | ✓            | ✓             |       |           |         |                    |
| Health screening completed upon arrival  |              | ✓             | ✓     |           |         |                    |
| Test & Trace protocol implemented  |              | ✓             |       |           |         |                    |
| Additional measures for indoor venues  | ✓            | ✓             | ✓     |           | ✓       |                    |
| If appropriate, determine bubbles for indoor training activity                   | ✓            |               | ✓     |           |         |                    |
| Establish movement before, during and after session to ensure bubbles do not mix | ✓            | ✓             | ✓     |           |         |                    |

Guidance (indoor venues) • Ensure all netball activity is run in line with guidance


- Players should be reminded of social distancing regularly during the netball activity
- Regular reminders should be given to ensure bubbles do not mix throughout the session.



In this case Blue Coaches Bubble Max 30 per court



In this case Red is coaches Bubble of or purple is the coaches' bubble or a player bubble



Again Red coaches bubble.

- If indoor over 18 NO MATCH PLAY
- If indoors can mix under 18's with over 18's in a bubble of 6
- cannot swap bubbles on the day

- if indoors over 18's need to arrive in their bubble

Look at the VNC – EN website for coaching tips etc

Uni and Colleges are exempt from the rules but once back in club have to adhere to the Risk mitigation.